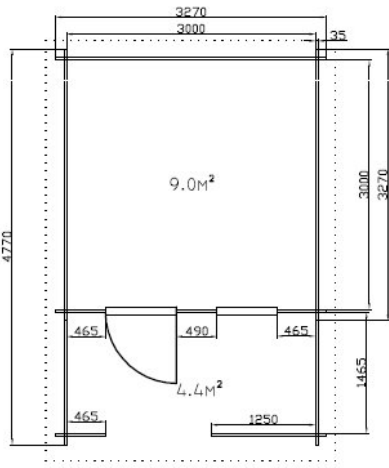
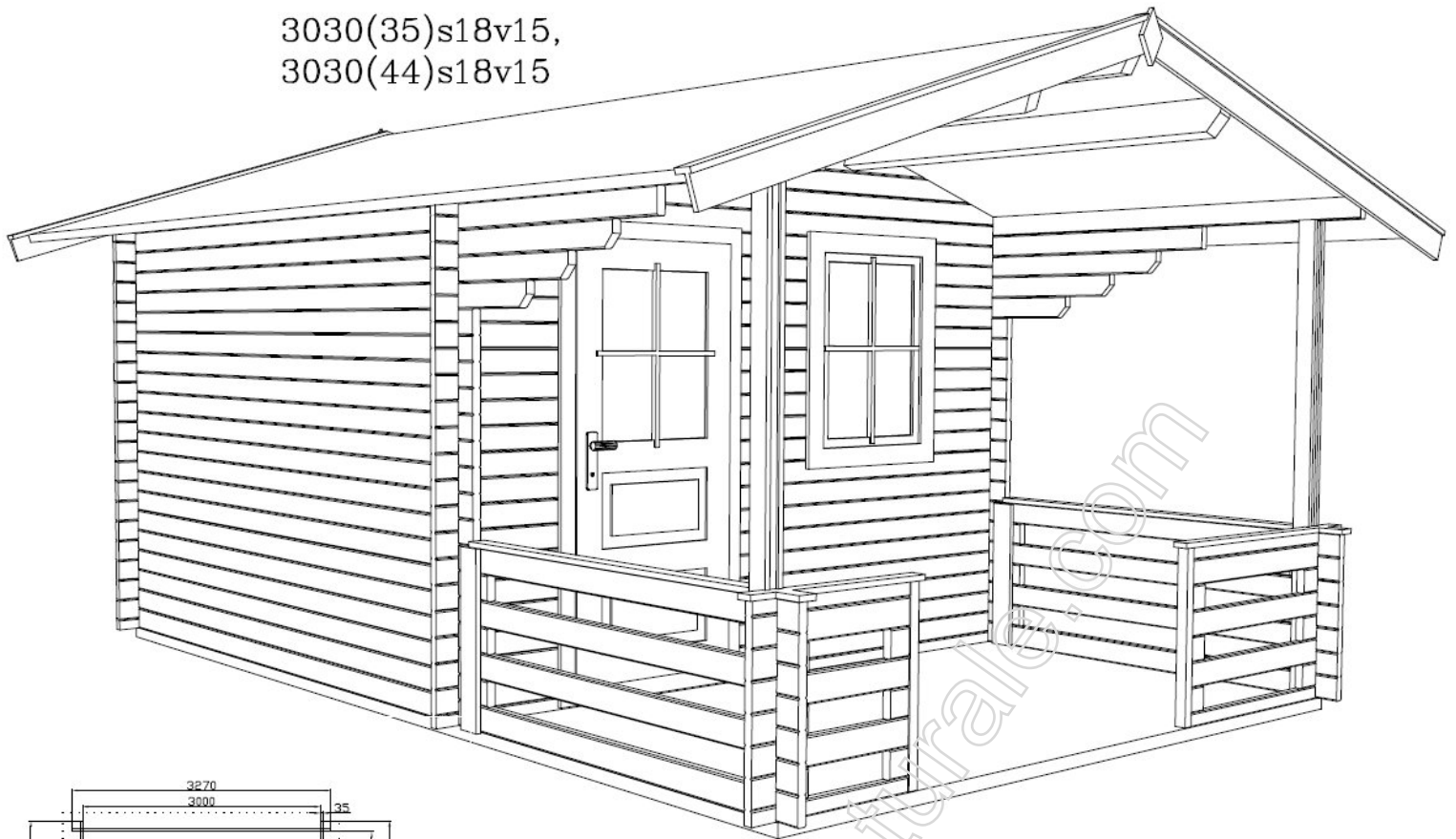


3030(35)s18v15,  
3030(44)s18v15



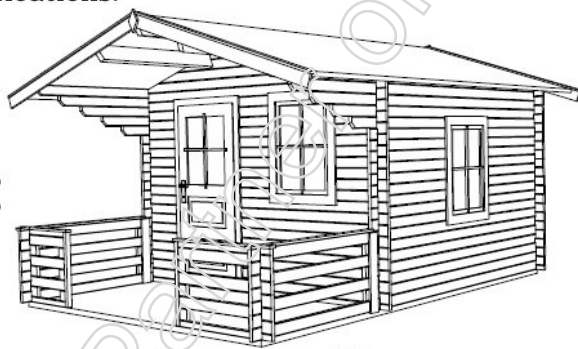
Garden house 3,00\*3,00m(9m<sup>2</sup>) + roof 1,80m + veranda 1,47m(4,44m<sup>2</sup>). Wall thickness 35, 44mm with double plank profile from pine or fir wood. All wooden constructions are dried until 10–12%, without painting and impregnation. Door with glass and lock, windows with glass with simple opening system.

Other technical data:

- floor planks 22mm
- underground 100\*40, 50\*40mm
- roof planks 19mm
- rafter 140\*60mm

Wall height: 2,10m  
House height: 2.61m

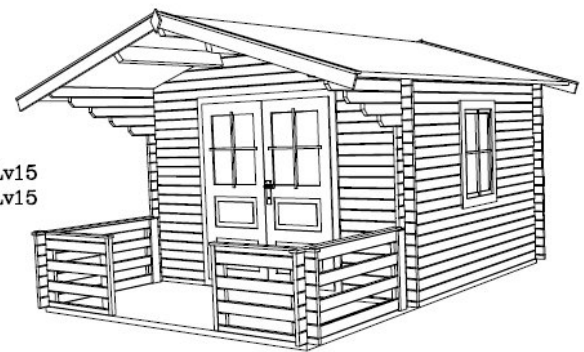
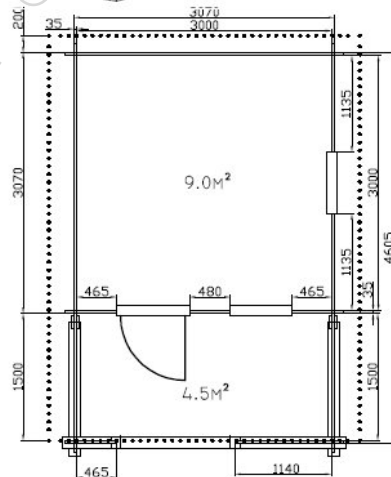
Other modifications:



3030(35)v15  
3030(44)v15

Garden house  
3,00\*3,00m (9m<sup>2</sup>) +  
roof and veranda  
1,47m (4,44m<sup>2</sup>).

Wall height: 2,10m  
House height: 2.61m



3030(35)Lv15  
3030(44)Lv15

Garden house  
3,00\*3,00m (9m<sup>2</sup>) +  
roof and veranda  
1,47m (4,44m<sup>2</sup>),  
double door.

Wall height: 2,10m  
House height: 2.61m

