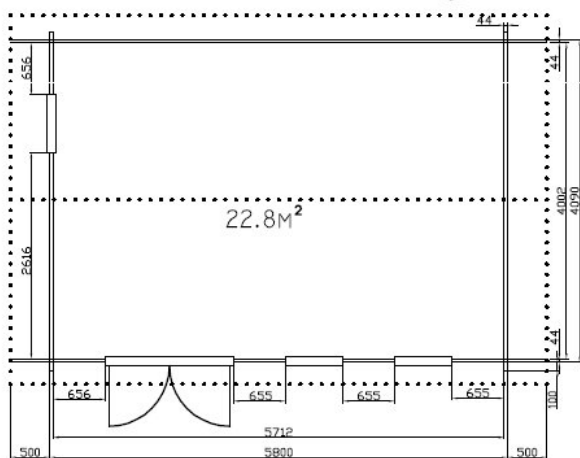
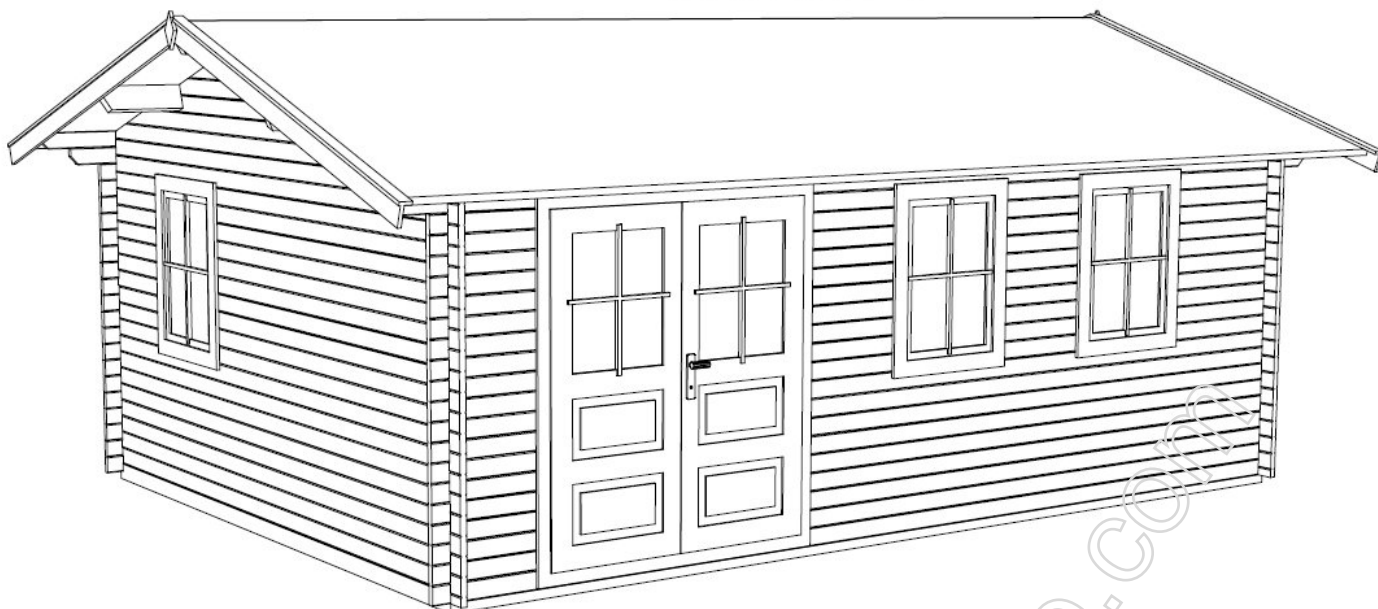


4057(44)Ls5-S



Garden house 4,00*5,70m(22.8m²) + roof 0,50m. Wall thickness 44mm with double plank profile from pine or fir wood. All wooden constructions are dried until 10-12%, without painting and impregnation.

Door with glass and lock, windows with glass with simple opening system.

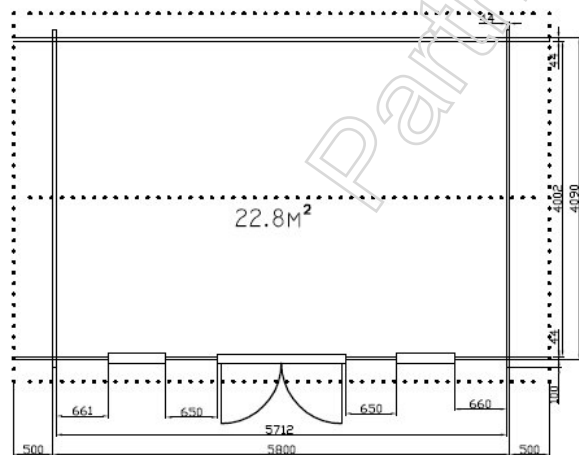

Other technical data:

- floor planks 22mm
- underground 100*40, 50*40mm
- roof planks 19+19mm
- rafter 240*60mm

Wall height: 2.19m

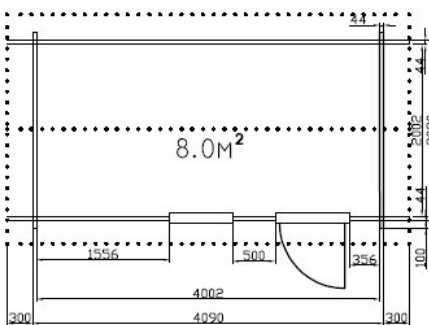
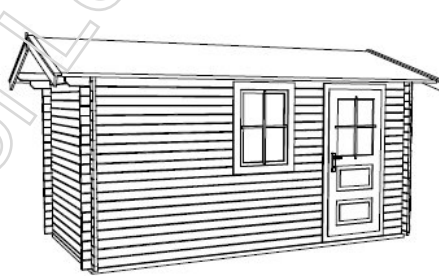
House height: 2,84m

4057(44)Ls5-S



Garden house 4,00*5,70m(22.8m²) + roof 0,50m. Wall thickness 44mm. Wall height: 2.19m. House height: 2,84m.

2040(44)s3-S



Garden house 2,0*4,0m(8.0m²) + roof 0,30m.

Wall thickness 44mm.

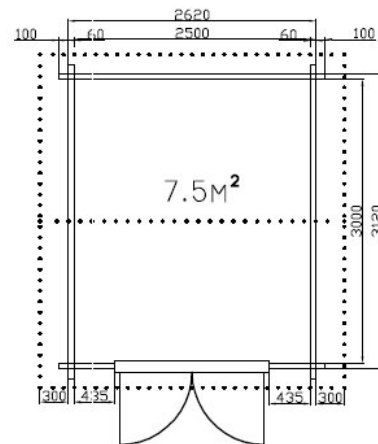

Wall height: 2.19m.

House height: 2,52m.

Other technical data:

- floor planks 22mm
- underground 100*40, 50*40mm
- roof planks 19mm
- rafter 140*44mm

3025(60)Ls3-S



Garden house 3,0*2,5m(7.5m²) + roof 0,30m.

Wall thickness 60mm.

Wall height: 2.19m.

House height: 2,68m.